

VELiA EX

SCALE THE HEIGHTS OF PRODUCTIVITY

At Mitsubishi, our designers love a challenge. And, as any warehouse manager knows, there's no greater challenge than order picking. Every second counts in this labour-intensive task. The result? VELiA EX. This high-efficiency range of mid and high-level order pickers has been engineered to scale the heights of productivity.



Model shown: OPBH12PH


Model Shown: OPBH10P

PRELIMINARY
SPEC SHEET

OPBM10P
OPBH12PH

Mid and High Level Order Pickers

1.0 – 1.2 tonnes



Exceptionally high visibility? Yes, thanks to our MaxVision mast and clearview overhead guard. Ultimate reliability? Yes. With our VELiA EX mid and high-level order pickers – including a high-performance 48 V model with unbeatable 1250 kg capacity, you can expect practically perfect picking.

Outstanding comfort features? Of course. Like every Mitsubishi order picker, it's got those crucial differences which never fail to impress operators (or their employers).

FRAME AND BODY

- **Chillproof design with rust-proof axles** ensures reliable performance at temperatures as low as 0°C.
- **MaxVision mast and overhead guard** maximises operator field of vision for increased productivity and safety.
- **Robust construction** ensures smooth, stable ride and excellent picking performance.
- **Low maintenance design** gives quick and easy access to key targets and motor – for minimum downtime.

VELiA EX

Mitsubishi OPBM10P OPB12HPH Series Mid and High Level Order Pickers

1.0 – 1.2 tonnes

DRIVE

- **Powerful AC motor** means high drive speed and acceleration – even when loaded – plus smooth, quiet, controlled operation, extended shift length and lower maintenance requirements.
- **ECO mode** reduces energy consumption – without compromising on performance.
- **Smart curve control** automatically reduces speed when cornering for enhanced stability.

ELECTRICAL CONTROL SYSTEMS

- **Performance setting** – including pre-set modes – allows instant programming without special tools.
- **On-board diagnostics and fault memory folder** keep operator and service engineer aware of any problems, speed up servicing and help prevent damage.

OPERATOR ENVIRONMENT & CONTROLS

- **Ultra-low step height (just 215 mm)** offers easy on/off access to keep operators alert and productive throughout shifts.
- **Easy-access operator's compartment** is spacious and features an extra-wide entry in for faster mounting and dismounting.
- **High-visibility cabin** features see-through panels for maximum forward views – reducing damage risk, while increasing operator comfort and efficiency.

- **Operator Presence Sensor** covers a wide area and eliminates need for dead man's switch (and associated risks).
- **Super-grip floor** is non-slip ensuring operators are safe, for confident operations.
- **PIN-code access** for up to 100 users is possible – preventing unauthorised use.
- **Easy-grip handles** ensure safe and easy entry and exit from spacious platform.
- **Battery discharge indicator** keeps operators aware of battery discharge levels – ensuring high-efficiency operations and long battery life.
- **MaxPro side-access gates with automatic sensors** prevent unsafe use of truck with gates open at heights above 1200 mm.
- **Easy-access storage compartments** ensure pickers have everything they need to work productively within easy reach.
- **Fully adjustable ergonomic seat** provides a comfortable seat or cushion to lean on during long journeys – minimising risk of fatigue.

OTHER FEATURES

- **Rapid battery access** reduces time needed for daily checks – for maximum uptime.
- **Warning lights** fitted on straddle legs and chassis alert vehicle and on-foot traffic – for enhanced safety.
- **Hydraulic and drive interlock** prevents truck use while operator isn't present.



There is more information on VELiA EX on mitforklift.com

For more extensive information on this range please visit our website mitforklift.com



Continuing improvement may lead to changes in these specifications

mft2.eu/veliaex

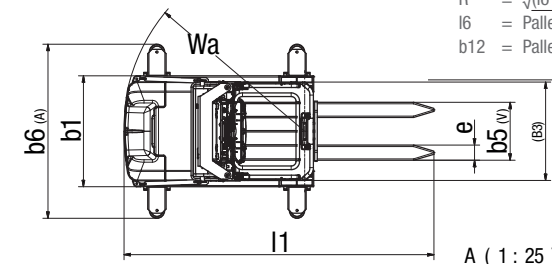
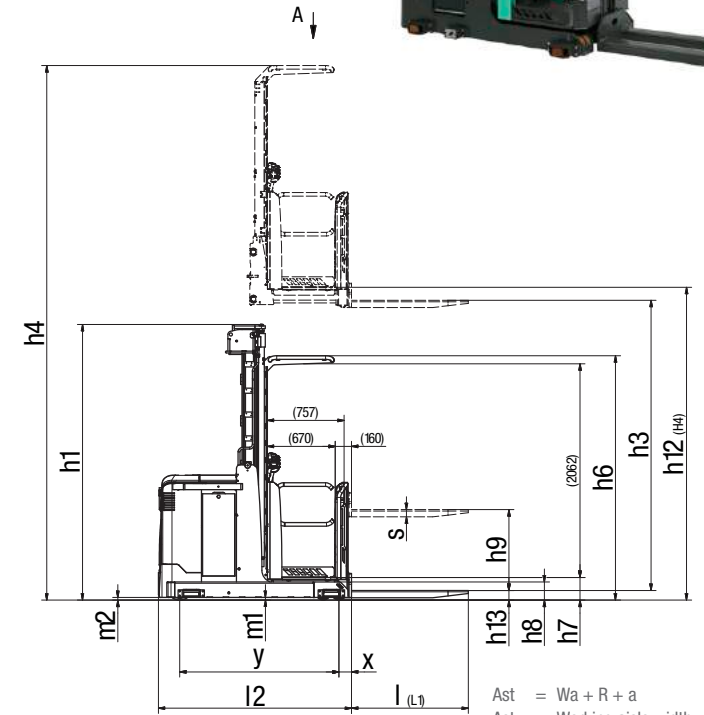
Characteristics					
1.1	Manufacturer			Mitsubishi	Mitsubishi
1.2	Manufacturer's model designation			OPBM10P with EasyLift	OPBM10P without EasyLift
1.3	Power source: (battery, diesel, LP gas, petrol)			Battery	Battery
1.4	Operator type: pedestrian, (operator)-standing, -seated			Stand-on	Stand-on
1.5	Load capacity	Q	kg	1000	1000
1.6	Load center distance	c	mm	600	600
1.8	Load wheel axle to fork face (forks lowered)	x	mm	125	204
1.9	Wheelbase	y	mm	1568	1568
Weight					
2.1a	Truck weight with load, with minimum battery weight		kg	1850 kg + 96 × h12 (m)	2060 kg + 91.5 × h12 (m)
2.2a	Axle loadings with nominal load & minimum battery weight, drive/load side		kg	960 / 2750	1060 / 2860
2.3a	Axle loadings without load & with minimum battery weight, drive/load side		kg	1510 / 1200	1640 / 1280
Wheels, Drive Train					
3.1	Tyres: PT=Power Thane, Vul=Vulkollan, drive/load side			Vul / Vul	Vul / Vul
3.2	Tyre dimensions, drive side		mm	250 × 105	250 × 105
3.3	Tyre dimensions, load side		mm	150 × 55	150 × 55
3.5	Number of wheels, load/drive side (x=driven)			8 / 1x	8 / 1x
3.7	Track width (center of tyres), load side	b11	mm	806 / 906 / 1006	906 / 1006
Dimensions					
4.2	Height with mast lowered	h1	mm	h12 / 2 + 592	h12 / 3 + 637
4.4	Lift height (without h9)	h3	mm	3285 - 7185	4885 - 8035
4.5	Height with mast extended	h4	mm	h12 + 2140	h12 + 2160
4.7	Height to top of overhead guard	h6	mm	2356	2356
4.8	Seat- or stand height	h7	mm	215 - h12	215 - h12
4.10	Height of support legs	h8	mm	175	175
4.11	Supplementary lift	h9	mm	775	775
4.14	Platform height, raised	h12	mm	3500-7400	5100-8250
4.15	Fork height, fully lowered	h13	mm	90	90
4.19	Overall length	l1	mm	3055	3135
4.20	Length to fork face	l2	mm	1903	1982
4.21	Overall width	b1	mm	970 / 1070 / 1170	1070 / 1170
4.22	Fork dimensions (thickness, width, length)	s/e/l	mm	70 / 147 / 1150	70 / 147 / 1150
4.24	Fork carriage width	b3	mm	560	560
4.25	Outside width over forks (minimum/maximum)	b5	mm	450 - 800	450 - 800
4.26	Innerwidth of support legs	b4	mm	n/a	n/a
4.27	Width over guide rollers (min.)	b6	mm	1148 - 1814	1248 - 1814
4.32	Ground clearance at center of wheelbase, (forks lowered)	m2	mm	25	25
4.33	Aisle width for pallets 1000 × 1200 (l6 × b12) crossways	Ast	mm	Platform/load width + 90 mm clearance each side	
4.34	Aisle width for pallets 800 × 1200 (b12 × l6) lengthways	Ast	mm	Platform/load width + 90 mm clearance each side	
4.35	Turning radius	Wa	mm	1790	1790
Performance					
5.1	Travel speed, with/without load		km/h	11 / 11	11 / 11
5.2	Lifting speed, with/without load		m/s	0.21 / 0.32	0.26 / 0.37
5.3	Lowering speed, with/without load		m/s	0.4 / 0.4	0.43 / 0.45
5.8	Maximum gradeability, with/without load		%	7.1	7.1
5.9	Acceleration time (10 metres) with/without load		s	6.3 / 5.8	6.3 / 5.8
5.10	Service brake			Regenerative / electrical	Regenerative / electrical
Electric motors					
6.1	Drive motor capacity (60 min. short duty)		kW	Mahle 2,7	Mahle 2,7
6.2	Lift motor output at 15% duty factor		kW	8 (20%)	8 (20%)
6.3	Battery to DIN 43 531/35/36 A/B/C/no			BS	BS
6.4	Battery voltage/capacity at 5-hour discharge		V/Ah	24 / 560 - 775	24 / 560 - 775
6.5	Battery weight		kg	500 - 700	500 - 700
Miscellaneous					
8.1	Type of drive control			AC Traction	AC Traction
8.4b	Level of noise at the ear level of the driver according to EN 12 053:2001 and EN ISO 4871 in work LpAZ		db(A)	66	66

VELIA EX

Mitsubishi OPBM10P Series

Mid Level Order Pickers

1.0 tonnes



- Ast = Wa + R + a
- Ast = Working aisle width
- Wa = Turning radius
- a = Safety clearance = 2 × 100 mm
- R = $\sqrt{(l6 + x)^2 + (b12 / 2)^2}$
- l6 = Pallet length (800 or 1000 mm)
- b12 = Pallet width (1200 mm)

Continuing improvement may lead to changes in these specifications

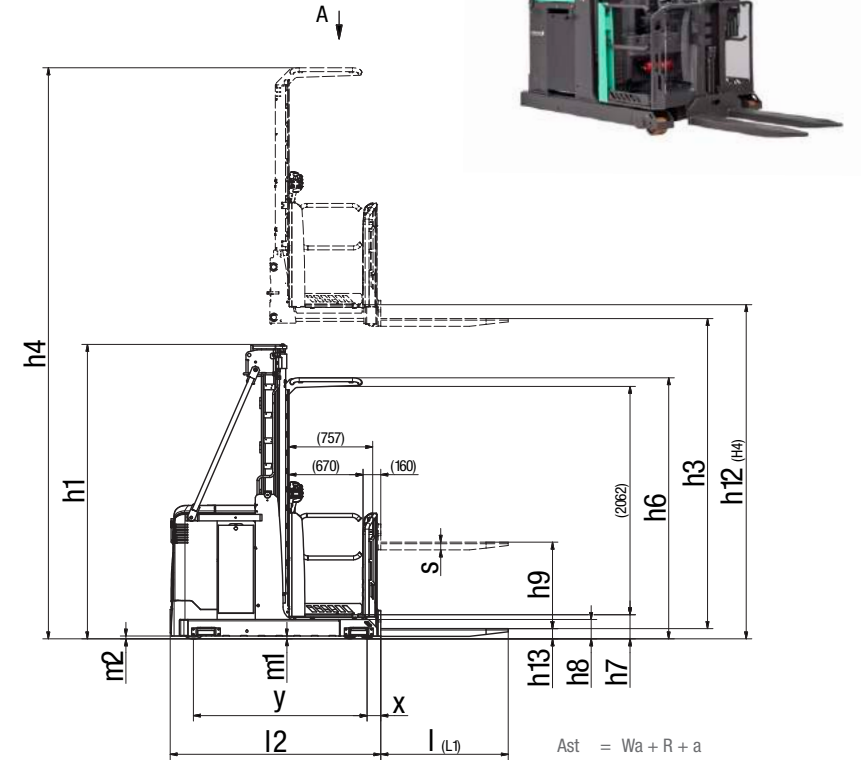
Characteristics			
1.1	Manufacturer		Mitsubishi
1.2	Manufacturer's model designation		OPBH12PH
1.3	Power source: (battery, diesel, LP gas, petrol)		Battery
1.4	Operator type: pedestrian, (operator)-standing, -seated		Stand-on
1.5	Load capacity	Q	kg 1250
1.6	Load center distance	c	mm 600
1.8	Load wheel axle to fork face (forks lowered)	x	mm 126
1.9	Wheelbase	y	mm 1760
Weight			
2.1a	Truck weight with load, with minimum battery weight		kg 2720 kg + 97 × h12 (m)
2.2a	Axle loadings with nominal load & minimum battery weight, drive/load side		kg 1610 / 3450
2.3a	Axle loadings without load & with minimum battery weight, drive/load side		kg 2220 / 1590
Wheels, Drive Train			
3.1	Tyres: PT=Power Thane, Vul=Vulkollan, drive/load side		Vul / Vul
3.2	Tyre dimensions, drive side		mm 355 × 155
3.3	Tyre dimensions, load side		mm 150 × 55
3.5	Number of wheels, load/drive side (x=driven)		8 / 1x
3.7	Track width (center of tyres), load side	b11	mm 1006 / 1186
Dimensions			
4.2	Height with mast lowered	h1	mm h12 / 3 + 770
4.4	Lift height	h3	mm 5785 - 10285
4.5	Height with mast extended	h4	mm h12 + 2160
4.7	Height to top of overhead guard	h6	mm 2356
4.8	Seat- or stand height	h7	mm 215 - h12
4.10	Height of support legs	h8	mm 175
4.11	Supplementary lift	h9	mm 775
4.14	Platform height, raised	h12	mm 6000 - 10500
4.15	Fork height, fully lowered	h13	mm 90
4.19	Overall length with fork l = 1150	l1	mm 3290
4.20	Length to fork face	l2	mm 2139
4.21	Overall width	b1	mm 1170 / 1350
4.22	Fork dimensions (thickness, width, length)	s/e/l	mm 70 / 147 / 1150
4.24	Width of fork carriage	b3	mm 560
4.25	Outside width over forks (minimum/maximum)	b5	mm 450 - 800
4.27	Width over guide rollers (minimum-maximum.)	b6	mm 1348 - 1814
4.32	Ground clearance at center of wheelbase, (forks lowered)	m2	mm 25
4.34a	Working aisle width (Ast) with 800 × 1200 mm pallets, load lengthwise	Ast	mm Platform/load width + 90 mm clearance each side
4.35	Turning radius	Wa	mm 2020
4.41	Transfer aisle width (pallet 1000 × 1200 mm lengthwise & 200 mm clearance)	l8	mm Platform/load width + 90 mm clearance each side
Performance			
5.1	Travel speed, with / without load		km/h 12 / 12
5.2	Lifting speed, with / without load		m/s 0.36 / 0.44
5.3	Lowering speed, with / without load		m/s 0.41 / 0.45
5.8	Maximum gradeability, with/without load		% 6.2
5.9	Acceleration time (over 10 m), with / without load		s 5.5 / 5.2
5.10	Service brake		Regenerative / electrical
Electric motors			
6.1	Drive motor capacity (60 min. short duty)		kW 5.9
6.2	Lift motor output at 15% duty factor		kW 11
6.3	Battery according to DIN 43531/35/36, A, B, C, no		DIN 43531 B
6.4	Battery voltage/capacity at 5-hour discharge		V/Ah 48 / 500 - 620
6.5	Battery weight (± 5%)		kg 890 - 1125
Miscellaneous			
8.1	Type of drive control		AC Traction
8.4b	Level of noise at the ear level of the driver according to EN 12 053:2001 and EN ISO 4871 in work LpAZ		db(A) 65

VELIA EX

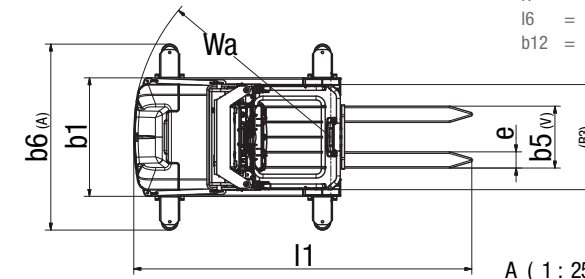
Mitsubishi OPBH12PH Series

High Level Order Pickers

1.2 tonnes



- Ast = Wa + R + a
- Ast = Working aisle width
- Wa = Turning radius
- a = Safety clearance = 2 × 100 mm
- R = $\sqrt{(l6 + x)^2 + (b12 / 2)^2}$
- l6 = Pallet length (800 or 1000 mm)
- b12 = Pallet width (1200 mm)



A (1 : 25)

Continuing improvement may lead to changes in these specifications

Mid Level Order Pickers

LOAD DERATION – Q KG on LC = 400-600 mm						
Load deration OPBM10P with EasyLift (Stroke EasyLift 775 mm)				mL ≤ 25 mm	mL ≤ 25 mm	mL ≤ 25 mm
h4 mm	h3 mm	h = h4-125+775 mm	D mm	B = 970	B = 1070	B = 1170
Platform floor height	Closed mast height	Fork height	Load centre distance	Q kg	Q kg	Q kg
5200	2370	5850	400-600	N/A	1000	1000
5500	2470	6150	400-600	N/A	1000	1000
6100	2670	6750	400-600	N/A	1000	1000
6550	2820	7200	400-600	N/A	-	1000
7000	2970	7650	400-600	N/A	-	800
7800	3237	8450	400-600	N/A	-	650
8250	3387	8900	400-600	N/A	-	600

LOAD DERATION – Q KG on LC = 400-600 mm						
Load deration OPBM10P without EasyLift				mL ≤ 25 mm	mL ≤ 25 mm	mL ≤ 25 mm
h4 mm	h3 mm	h = h4-125 mm	D mm	B = 970	B = 1070	B = 1170
Platform floor height	Closed mast height	Fork height	Load centre distance	Q kg	Q kg	Q kg
5200	2370	5075	400-600	N/A	1000	1000
5500	2470	5375	400-600	N/A	1000	1000
6100	2670	5975	400-600	N/A	1000	1000
6550	2820	6425	400-600	N/A	-	1000
7000	2970	6875	400-600	N/A	-	800
7800	3237	7675	400-600	N/A	-	650
8250	3387	8125	400-600	N/A	-	600

High Level Order Pickers

LOAD DERATION – Q KG on LC = 400-600 mm					
Load deration OPBH12PH with EasyLift (Stroke EasyLift 775 mm)				mL ≤ 15 mm	mL ≤ 15 mm
h4 mm	h3 mm	h = h4-125+775 mm	D mm	B = 1170	B = 1350
Platform floor height	Closed mast height	Fork height	Load centre distance	Q kg	Q kg
6000	2770	6650	400-600	1250	1250
6750	3020	7400	400-600	1250	1250
7500	3270	8150	400-600	1250	1250
(7750)	3353	8400	400-600	1100	1250
8250	3520	8900	400-600	900	1250
(8500)	3603	9150	400-600	850	1250
9000	3770	9650	400-600	750	1250
9750	4020	10400	400-600	-	1100
(10000)	4103	10650	400-600	-	1000
10500	4270	11150	400-600	-	900

LOAD DERATION – Q KG on LC = 400-600 mm					
Load deration OPBH12PH without EasyLift				mL ≤ 15 mm	mL ≤ 15 mm
h4 mm	h3 mm	h = h4-125+775 mm	D mm	B = 1170	B = 1350
Platform floor height	Closed mast height	Fork height	Load centre distance	Q kg	Q kg
6000	2770	5875	400-600	1250	1250
6750	3020	6625	400-600	1250	1250
7500	3270	7375	400-600	1250	1250
(7750)	3353	7625	400-600	1100	1250
8250	3520	8125	400-600	900	1250
(8500)	3603	8375	400-600	850	1250
9000	3770	8875	400-600	750	1250
9750	4020	9625	400-600	-	1100
(10000)	4103	9875	400-600	-	1000
10500	4270	10375	400-600	-	900

Continuing improvement may lead to changes in these specifications

Mitsubishi OPBM10P / OPBH12PH Series Mid and High Level Order Pickers

1.0 tonnes



Model shown: OPBM10P



Model Shown: OPBH12PH

	OPBM10P	OPBH12PH
GENERAL		
Micro-computer incl. Hour meter and battery indicator	●	●
PIN code log in, 100 codes	●	●
Key switch entry	●	●
Display incl. Steering wheel indicator	●	●
Drive and lift controls on mast side	●	●
Operators presence sensor in floor	●	●
Cornering control	●	●
Two hand operation in guided aisles	●	●
Platform with Ergolift and fixed forks	●	●
Pro Access gates	●	●
Warning light	●	●
GUIDANCE		
Rail guidance	●	●
Wire guidance	●	●
DESCENDER DEVICE		
Descender device	●	●
High specification escape device	●	●
ENVIRONMENT		
Chill store design, with rust protected axles	●	●
Cold store design, 0C° to -35C°	●	●
DRIVE, LIFT CONTROLS		
On fork side	●	●
On fork and mast side	●	●
Extra buttons for ergolift (mast side)	●	●
COMPUTER EQUIPMENT		
Truck fleet management	●	●
Automatic log off	●	●
Service alarm	●	●
Battery creep speed	●	●

	OPBM10P	OPBH12PH
DRIVE AND LIFT STOP		
Drive stop	●	●
Lift stop with/without restart	●	●
SAFETY		
Finger guards toward mast	●	●
Gate interlock, <1200 mm platform height	●	●
Gate open audible warning, >415 mm platform lift	●	●
Prepared for Personal Protection System, PPS	●	●
End of aisle reduced speed options	●	●
OTHER		
Mini steering wheel	●	●
Key switch entry	●	●
Light in cabin, for racks	●	●
Light in cabin, for interior	●	●
Radio with MP3	●	●
Converter 24-12 V, 8 A, 96 W outlet	●	●
12V DC power socket, Cigarette power outlet	●	●
Equipment holder, RAM system, Size C	●	●
Foldable driver's cushion	●	●
Converter 24-12V , 8 A, 96 W outlet	●	●
Comfort fan for driver	●	●
Extra storage in platform	●	●
Fire extinguisher	●	●

● Standard ● Option



Easy battery release



Optional folding driver's cushion



Clear warning light



Easy access

Continuing improvement may lead to changes in these specifications



when **reliability** is **everything...**

VELIA

THE FRONT RUNNER

When developing the award-winning VELIA family of low, mid and high level order pickers, our primary aim was to deliver exceptional productivity through unrivalled ergonomics and driveability.

Model Shown: OPBH12PH

Like any product bearing the Mitsubishi name, our materials handling equipment benefits from the tremendous heritage, huge resources and cutting-edge technology of one of the world's largest corporations – Mitsubishi Heavy Industries Group.

Engineering spacecraft, jet planes, power plants and more, MHI specialises in those technologies where performance, dependability and superiority decide your success or failure...

So when we promise you **quality, reliability** and **value for money**, you know it's a guarantee we have the power to deliver.

That's why every model in our award-winning and comprehensive range of lift trucks and warehouse equipment is built to a high specification – to ensure it keeps working for you. Day after day. Year after year. Whatever the job. Whatever the conditions.

YOU'LL NEVER WORK ALONE

As your local authorised dealer, we are here to keep your trucks working – through our extensive experience, our technical excellence and our commitment to customer care.



We are your local experts, backed by efficient channels to the entire Mitsubishi Forklift Trucks organisation.

No matter where you are, we are close by – with the capability to meet your needs.

Discover how Mitsubishi gives you more from your local authorised dealer or when you visit our website www.mitforklift.com

Performance specifications may vary depending on standard manufacturing tolerances, vehicle condition, types of tyres, floor or surface conditions, applications or operating environment. Trucks may be shown with non-standard options. Specific performance requirements and locally available configurations should be discussed with your distributor of Mitsubishi forklift trucks. Mitsubishi follows a policy of continual product improvement. For this reason, some materials, options and specifications could change without notice.

mitforklift@mcf.nl www.mitforklift.com

WESM1922P (08/18) © 2018 MCFE

