

**6-7ton
AC ELECTRIC
FORKLIFT**



**6-7 ton
AC ELECTRIC
FORKLIFT**

STANDARD EQUIPMENT

- | | |
|--------------------------------|---------------------------------|
| Wide view mast | Back view mirror |
| Standrad fork
fork carriage | Reversing buzzer
horn |
| Backrest | Headlight |
| Two-spool control valve | Rear combination lamps |
| Battery group | Emergency stop switch |
| Standrad seat | Visual message oil filter |
| Overhead guard | Emergency brake |
| Overhead guard raincoat | Motor |
| LCD combined display | Mast buffer device |
| Solid tyre | Cornering speed limiting device |
| Traction bar | |
| Attached tools | |

OPTIONS

- | | |
|-------------------------------------|-------------------------|
| Cab | Fire extinguisher |
| Windshield | Full free mast |
| Alarm lamp | Optional attachments |
| Rear work light | Customer referred color |
| Charger | |
| FAAM battery | |
| HOPPECKE battery | |
| Full suspension seat | |
| No traces of solid tire | |
| Sleeve on fork | |
| Widened fork holder | |
| Tilt cylinder protection sleeve | |
| Steering cylinder protection sleeve | |


ANHUI HELI CO., LTD.
 ADDR 15 WEST WANGJIANG ROAD, HEFEI, ANHUI, P.R. CHINA
 TEL (86 551)63639068, 63639258, 63639358
 FAX (86 551)63639966
 WEBSITE <http://www.helichina.com>

22 YEARS TOP1 FORKLIFT MANUFACTURING AND SALE
 IN CHINA CONTINUOUSLY FOR 22 YEARS

AUTHORIZED DEALER

* Details of specifications and equipment are based on information available at the time of printing and may change without notice.





Goods decline in power generation



The innovative design Mast rise and fall ends automatically slow down, to reduce the impact and improve comfort.

Mast rise and fall ends automatically slow down



Has goods decline in power generation, to be able to maximize the recovery of energy of the system, extended battery life, and reduce the battery capacity.

A reliable mast



The high internal-qualified mast confirmedly ensures the safety of the operator, truck and cargo. Standard configuration of the wide-view mast enlarges operators' view effectively, and ensures loading /unloading operations more

- ✓ Using the best German steel material for triplex mast
- ✓ The frame of mast has more strength basing on the enlarged channel interface.

A reliable hydraulic system

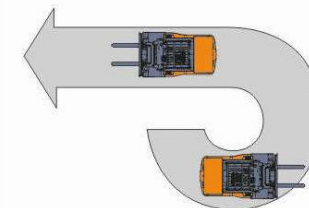
HELI has the most professional R&D base of cylinders, where we take advantage of the advanced manufacturing technologies and detecting means to ensure the reliability of all cylinders of the hydraulic system.

- ✓ Standard tilt cylinder by HELI
- ✓ Standard lift cylinder by HELI
- ✓ Standard steering cylinder by HELI
- ✓ Self-locking tilt cylinder
- ✓ Standard hydraulic circuit filter
- ✓ Speed buffer device on lifting system



Traveling turn automatic speed limit function

Traveling turn automatic speed limit, making vehicles safer.



Electronic control layout is simple, elegant, and easy maintenance

The truck equipped with more intelligence functions not only ensures the safety performance, but also improves the efficiency and reduces energy consumption.

- ✓ AC traction controller.
- ✓ Presence of driver sensing system.
- ✓ Standrad CAN BUS.
- ✓ Emergency power off the main circuit.
- ✓ Self-braking on ramp.
- ✓ Preventing abnormality operating.
- ✓ Electric controller self-protecting.
- ✓ Speed selection function (normal/cutback) .



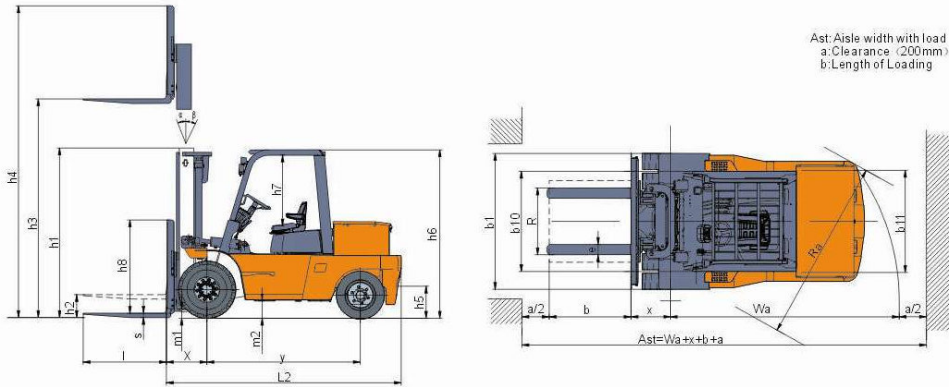


AC ELECTRIC FORKLIFT 6-7ton



Manufacturers Data and Design Characteristics

Characteristics				
1.01	Manufacture's Name		HEU	
1.02	Model Designation		CPD60	CPD70
1.03	Configuration Number		HA2	HA2
1.04	Load Capacity	Q(kg)	6000	7000
1.05	Load Center	c(mm)	600	600
1.06	Power Type		Battery	Battery
1.07	Operator Type		Seated	Seated
1.08	Wheelbase	y(mm)	2245	2245
Wheels & Tyres				
2.01	Tyre Type		Pneumatic+Superelastic	Pneumatic+Superelastic
2.02	Tyres Number (Front/Rear)		4/2	4/2
2.03	Tread(centre of tyre),front	b10 (mm)	1470	1470
2.04	Tread(centre of tyre),rear	b11 (mm)	1500	1500
2.05	Tyre Size, Front		8.25-15-14PR	8.25-15-14PR
2.06	Tyre Size, Rear		28x9-15	28x9-15
Dimensions				
3.01	Load Distance	x(mm)	590	590
3.02	Mast Tilt Angle,F/R	$\alpha / \beta (^{\circ})$	6/12	6/12
3.03	Height with Mast Lowered	h1(mm)	2500	2500
3.04	Free Lift	h2(mm)	200	200
3.05	Standard Lift Height	h3(mm)	3000	3000
3.06	Height with Mast Extended	h4(mm)	4350	4345
3.07	Coupler height	h5(mm)	425	425
3.08	Overhead Guard Height	h6(mm)	2450	2450
3.09	Overhead Guard clearance (from offset)	h7(mm)	1120	1120
3.10	Backrest height (from upper face of forks)	h8(mm)	1350	1345
3.11	Fork Size T×W×L	s/e/l(mm)	60×150×1220	65×150×1220
3.12	Lateral fork adjustment outside of (Max./Min.)	R(mm)	1835/300	1835/300
3.13	Fork Carriage to DIN 15173 A/B		4A	4A
3.14	Length to fork face	L2(mm)	3440	3440
3.15	Overall Width	b1(mm)	1994	1994
3.16	Ground Clearance at mast_Loaded	m1(mm)	200	200
3.17	Ground Clearance at centre of wheelbase_Loaded	m2(mm)	254	254
3.18	Outside Turning Radius	Wa(mm)	3440	3440
3.19	Min intersecting aisle(clearance:200mm)	Ra(mm)	3370	3370
3.20	Right Stack Aisle width (Pallet size 1200x1200mm, clearance:200mm)	Ast(mm)	5430	5430
Performances				
4.01	Travel Speed,with/without load	km/h	15/15.5	14/15.5
4.02	Lifting Speed,with/without load	mm/s	330/500	320/500
4.03	Lowering Speed,with/without load	mm/s	350/320	350/320
4.04	Gradient performance,with/without load	%	18/25	15/20
4.05	Max. draw bar pull with load	N	43900	50730
Weight				
5.01	Total Approximate Weight(W/O battery)	kg	8860/6760	9230/6980
5.02	Axle Loading: Unloaded,Front/Rear	kg	4198/4662	4200/5030
5.03	Axle Loading: Loaded,Front/Rear	kg	13344/1516	14875/1355
Battery				
6.01	Battery Voltage/rated capacity(5h)	V/Ah	80/800	80/920
6.02	battery weight	kg	2100	2250
6.03	Battery standard		DIN	DIN
Motor & Controller				
7.01	Drive Motor - 60 Min. Rating	kW	16.6x2 (AC)	16.6x2 (AC)
7.02	Pump Motor - 60 Min. Rating	kW	16.6x2 (AC)	16.6x2 (AC)
7.03	Drive Motor Control Method		MOSFET/AC	MOSFET/AC
7.04	Pump Motor Control Method		MOSFET/AC	MOSFET/AC
7.05	Service Brake/Parking Brake		Hydraulic/Mechanical	Hydraulic/Mechanical
7.06	Relief Pressure	Mpa	20	20



CPD60 CPD70

Note:

Vertical axle stands for load capacity while horizontal axle stands for load center. Load center is the distance counted from the front of the fork. The base point of the standard load is the center point of the cubic with the same 1200mm dimension in length, width and height. The load capacity should be down, if mast tilts forward, using non-standard forks or loading goods with extra width. Please notice the different load capacity between different load centers according to load chart.

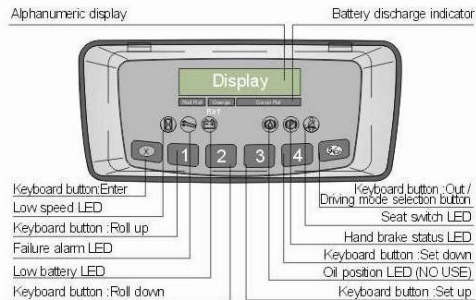


Renewable energy technologies

With the use of the excellent load-sensing steering system and AC controlling renewable energy technologies, the forklift is more energy-saving and the working hour of the battery is extended by 30%.

↑30%
THE PERFORMANCE OF BATTERY INCREASES

The reliable special instrument gives a complete display of the vital information, like operation status, fault detection, etc. It ensures the operator predominate the vehicle status more intuitive and convenient.



ZAPI Display

6-7t WIDE VIEW MAST

Mast model	Max.Fork Height (mm)	Load Capacity (kg)		Overall Mast Height (At Lowered) (mm)		Service Weight With Backrest(kg)		Tilting Angle Fwd/Bwd (deg.)
		CPD60	CPD70	CPD60	CPD70	CPD60	CPD70	
M200	2000	6000	7000	2000	2000	8496	8496	6-12
M250	2500	6000	7000	2250	2250	8560	8560	6-12
M270	2700	6000	7000	2350	2350	8590	8590	6-12
M300	3000	6000	7000	2500	2500	8640	8640	6-12
M330	3300	6000	7000	2650	2650	8690	8690	6-12
M350	3500	6000	7000	2750	2750	8720	8720	6-12
M375	3750	6000	7000	2875	2875	8760	8760	6-12
M400	4000	6000	7000	3050	3050	8930	8930	6-12
M425	4250	6000	7000	3175	3175	8970	8970	6-12
M450	4500	6000	7000	3300	3300	9010	9010	6-12
M475	4750	6000	7000	3425	3425	9050	9050	6-6
M500	5000	6000	7000	3550	3550	9090	9090	6-6
M550	5500	5700	6600	3850	3850	9290	9290	3-6
M600	6000	5400	6400	4100	4100	9370	9370	3-6

6-7t WIDE VIEW FULL FREE 2-STAGE MAST

Mast model	Max.Fork Height (mm)	Load Capacity (kg)		Overall Mast Height (At Lowered) (mm)		Service Weight With Backrest(kg)		Free lift With Backrest (mm)	Tilting Angle Fwd/Bwd (deg.)
		CPD60	CPD70	CPD60	CPD70	CPD60	CPD70		
ZM250	2500	6000	7000	2210	2210	8670	9380	837	6-12
ZM270	2700	6000	7000	2310	2310	8700	9410	937	6-12
ZM300	3000	6000	7000	2460	2460	8750	9460	1087	6-12
ZM330	3300	6000	7000	2610	2610	8800	9510	1237	6-12
ZM350	3500	6000	7000	2710	2710	8830	9540	1337	6-12
ZM375	3750	6000	7000	2835	2835	8870	9580	1462	6-12
ZM400	4000	6000	7000	3010	3010	9030	9740	1637	6-12
ZM425	4250	6000	7000	3135	3135	9070	9780	1762	6-12
ZM450	4500	6000	7000	3260	3260	9110	9820	1887	6-12
ZM475	4750	6000	7000	3385	3385	9150	9860	2012	6-6
ZM500	5000	6000	7000	3510	3510	9190	9900	2137	6-6
ZM550	5500	5700	6600	3810	3810	9390	10100	2437	3-6
ZM600	6000	5400	6400	4060	4060	9470	10180	2687	3-6

NOTE: 6t FREE LIFTING HEIGHT WITHOUT BACKREST: +465mm;
7t FREE LIFTING HEIGHT WITHOUT BACKREST: +310mm.

6-7t WIDE VIEW FULL FREE 3-STAGE MAST

Mast model	Max.Fork Height (mm)	Load Capacity (kg)		Overall Mast Height (At Lowered) (mm)		Service Weight With Backrest(kg)		Free lift With Backrest (mm)	Tilting Angle Fwd/Bwd (deg.)
		CPD60	CPD70	CPD60	CPD70	CPD60	CPD70		
ZSM360	3600	5600	6200	2335	2335	9330	10020	962	6-6
ZSM400	4000	5600	6200	2470	2470	9390	10080	1097	6-6
ZSM435	4350	5600	6200	2585	2585	9450	10120	1212	6-6
ZSM480	4800	5600	6200	2740	2740	9640	10310	1367	6-6
ZSM500	5000	5600	6200	2805	2805	9670	10340	1432	3-6
ZSM540	5400	5300	6000	2940	2940	9740	10510	1567	3-6
ZSM600	6000	5000	5500	3140	3140	9890	10690	1767	3-6
ZSM650	6500	4300	4500	3405	3405	9940	10810	2032	3-6
ZSM700	7000	3500	3700	3515	3515	10050	10920	2142	3-6

NOTE: 6t FREE LIFTING HEIGHT WITHOUT BACKREST: +465mm;
7t FREE LIFTING HEIGHT WITHOUT BACKREST: +310mm.